



# Derivative Insights

07.07.2026



**GEOJIT**  
PEOPLE YOU PROSPER WITH

## Option OI Spectrum - Indices

## Upcoming Expiry

MONTHLY	NIFTY		BANK NIFTY		SENSEX	
	Calls	Puts	Calls	Puts	Calls	Puts
H'st OI Chg	24400	24400	59000	59000	78500	77000
H'st OI	25000	24000	60000	58000	80000	77000
H'st Vol	25000	24000	59000	58000	80000	77000

WEEKLY	NIFTY		SENSEX	
	Calls	Puts	Calls	Puts
H'st OI Chg	24700	24400	80000	78200
H'st OI	24500	24000	80000	78000
H'st Vol	24400	24400	78200	78000

NIFTY Weekly	07.07.2026
SENSEX Weekly	09.07.2026
BANK NIFTY Monthly	28.07.2026
NIFTY Monthly	28.07.2026
SENSEX Monthly	30.07.2026

## Stock Futures in Focus

Future*	Pr Close	Pr % Chg	OI % Chg	Comments
LTF	336.35	2.86	-2.53	Short Covering
TCS	2054.10	-1.21	-0.82	Long Unwinding

### Comments:

Nifty weekly contract has the highest open interest at 24500 CE and 24000 PE while monthly contracts have the highest open interest at 25000 CE and 24000 PE. The highest OI addition was seen at 24700 CE and 24400 PE in weekly and at 24400 CE and 24400 PE in monthly contracts. Fills increased their future index long holdings by 9.79%, decreased future index shorts by 2.34% and in index options, 0.50% increase in Call longs, 5.69% increase in Call short, 5.95% decrease in Put longs and 16.33% increase in Put shorts.

## Index F&O

	NIFTY		BANK NIFTY		SENSEX	
	Last	Chg	Last	Chg	Last	Chg
Near Future	24480	129	58519	264	78589	449
Discount	50	-31	228	-89	304	-72
Straddle*	525	-44	1550	-159	667	-156

## FII Activity in Index F&O

	Fut longs	Fut shorts	CE Longs	CE Shorts	PE Longs	PE Shorts
OI % Change	9.79	-2.34	0.50	5.69	-5.95	16.33
Open Interest	32686	273965	481814	973972	670467	516945

\* Upcoming Expiry

## Stock Options

### Upmoves Nearing Resistance

Ticker Symbol	CMP	Call strike
DABUR	449.75	450
DELHIVERY	519.65	520
BLUESTARCO	1597.8	1600
LUPIN	2491.6	2500
TITAN	4484.4	4500

These stocks have shown uptrend, but await break of key resistance as indicated by the strike with the highest CE OI.

### Consolidation Underway

Ticker Symbol	CMP	CE Strike	PE Strike	% Range
GVT&D	4554.5	5000	4000	21.96
BAJAJ-AUTO	10036.5	11000	8800	21.92
ASIANPAINT	2755	3000	2400	21.78
TVSMOTOR	3704.9	3800	3000	21.59
KPITTECH	558	600	480	21.51

These stocks are undergoing consolidation, unable to break beyond previous congestion points, as indicated by the CE and PE strikes with the highest OI. Given the distance between the key CE and PE strikes, upmoves/downmoves may take time to gain momentum.

### Upside Breakout Underway

Ticker Symbol	CMP	Call strike
PRESTIGE	1703.5	1600
ADANIENSOL	1622.8	1540
MANAPPURAM	346.1	330
HDFCBANK	829.85	800
GMRAIRPORT	113.45	110

These stocks have shown uptrend, and have just broken above resistance as indicated by the strike with the highest CE OI.

### Downmoves Nearing Support

Ticker Symbol	CMP	Put strike
JIOFIN	240.01	240
GODREJCP	1100.6	1100
NMDC	85.05	85
HINDPETRO	400.35	400
HINDUNILVR	2202	2200

Downtrend may have started for these stocks, but await break of support as indicated by the strike with the highest PE OI.

### Narrow Range

Ticker Symbol	CMP	CE Strike	PE Strike	% Range
HDFCLIFE	564.2	580	570	1.77
CROMPTON	272.3	275	270	1.84
JINDALSTEL	1059.5	1100	1080	1.89
KEI	5251	5500	5400	1.90
DELHIVERY	519.65	520	510	1.92

These stocks are undergoing consolidation, in a narrow trading range as indicated by the strikes with the highest CE and PE OI. Potential candidates for buying straddles/strangles in anticipation of breakout.

### Downside Breakout Underway

Ticker Symbol	CMP	Put strike
AMBUJACEM	441.4	510
IEX	123.69	140
GAIL	175.03	190
SUZLON	55.47	60
IDEA	14.09	15

These stocks have shown downtrend, and have just broken below support as indicated by the strike with the highest PE OI, pointing to more downsides.

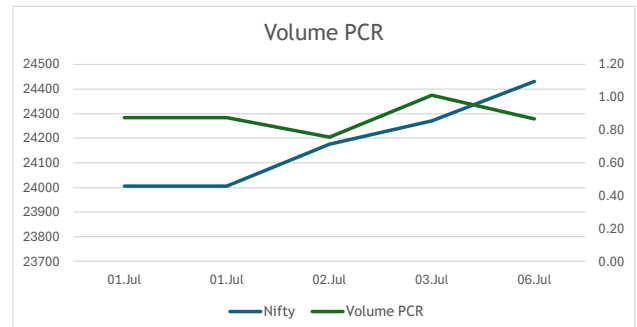
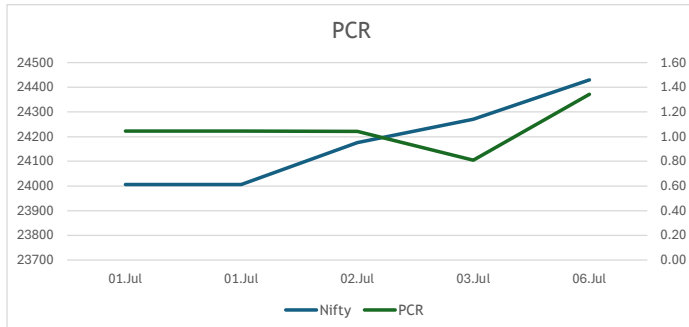
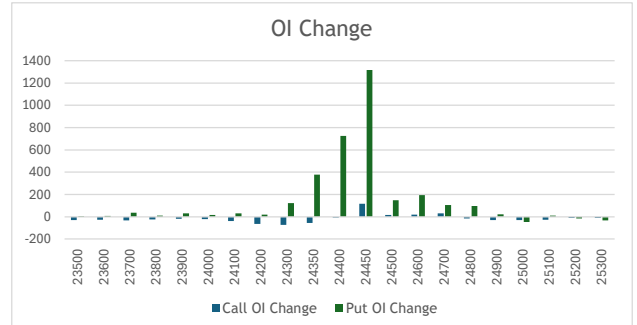
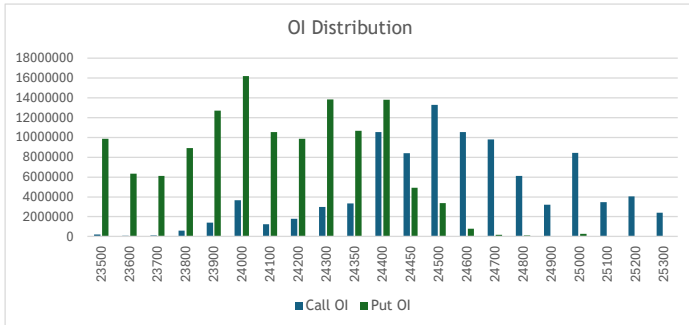
## Stock Futures

Long buildup			Short covering			Short buildup			Long unwinding		
Scripcode	Prc%	OI%	Scripcode	Prc%	OI%	Scripcode	Prc%	OI%	Scripcode	Prc%	OI%
RADICO	5.20	6.81	DIXON	6.71	-6.44	KOTAKBANK	-3.94	2.29	VBL	-4.41	-0.93
MANAPPURAM	5.19	4.24	POWERINDIA	4.16	-2.15	BANKINDIA	-2.92	4.42	NBCC	-2.70	-1.19
BANDHANBNK	3.96	0.76	CGPOWER	3.57	-0.62	COCHINSHIP	-2.72	6.95	MAXHEALTH	-1.79	-1.47
CHOLAFIN	3.26	1.32	INDUSINDBK	3.30	-4.32	PREMIERENE	-2.60	0.28	AUROPHARMA	-1.78	-1.71
GVT&D	3.12	0.05	HDFCBANK	3.28	-1.68	SUZLON	-2.39	2.24	MOTILALOFS	-1.77	-0.54
ONGC	2.88	2.44	ADANIENSOL	3.09	-1.76	BAJAJHLDNG	-2.20	1.17	BAJAJFINSV	-1.51	-2.20
MUTHOOTFIN	2.68	1.44	BAJAJ-AUTO	2.95	-6.76	MCX	-2.12	0.84	OFSS	-1.43	-1.64
LODHA	2.59	2.87	LTF	2.86	-2.53	ANGELONE	-1.73	4.35	COALINDIA	-1.37	-1.31
UNITDSPR	2.50	3.21	HINDALCO	2.55	-2.40	GODFRYPHLP	-1.55	1.70	TCS	-1.21	-0.82

# NIFTY Expiry Insights

CALL									PUT								
OI Advance			OI Decline			Most Active			OI Advance			OI Decline			Most Active		
Strike	OI	OI Chg	Strike	OI	OI Chg	Strike	Volume	Strike	OI	OI Chg	Strike	OI	OI Chg	Strike	Volume		
24450	8419710	4549415	24300	2986555	-7886190	24400	9647320	24400	13799955	12129325	22000	2094820	-2197455	24400	8519580		
24650	7606625	3402490	24350	3339635	-4206865	24500	7938382	24350	10674170	8443435	22500	2175030	-2092480	24300	5904827		
24700	9790820	2393495	25000	8437715	-3633760	24450	7457386	24300	13825630	7586605	23000	7488520	-1402765	24350	5505626		
24500	13276055	1866020	26000	2049190	-3509155	24600	4856300	24450	4915105	4568005	22800	1321125	-1369810	24450	3918625		
24600	10530585	1788150	24200	1794390	-3172975	24350	4521937	23900	12700155	3120065	22900	1574365	-1179750	24200	3246076		

Option Spectrum												
Call						Put						
Comments	Volume	Price	OI	OI%Chg	Price%	Strike	Price%	OI%Chg	OI	Price	Volume	Comments
Short Covering	3440	919.1	217750	-29.64	17.25	23500	-44.64	5.64	9868300	1.55	1567079	Short Addition
Short Covering	1603	820.2	89895	-25.96	19.59	23600	-48.57	7.71	6346145	1.8	1179789	Short Addition
Short Covering	2574	719.85	116220	-34.07	23.23	23700	-53.33	35.91	6118905	2.1	1367083	Short Addition
Short Covering	7246	618.75	593190	-24.95	26.64	23800	-60.47	9.27	8939515	2.55	1449795	Short Addition
Short Covering	18401	518.65	1393600	-18.36	32.26	23900	-67.31	32.57	12700155	3.4	1541509	Short Addition
Short Covering	123185	420.5	3658525	-18.98	40.17	24000	-74.93	16.43	16219580	4.4	2081795	Short Addition
Short Covering	148247	322.25	1249495	-36.61	50.34	24100	-80.23	32.76	10551385	6.15	1910204	Short Addition
Short Covering	816785	226.75	1794390	-63.88	62.37	24200	-81.87	18.75	9870120	10.2	3246076	Short Addition
Short Covering	345327	138.6	2986555	-72.53	69.13	24300	-78.04	121.6	13825630	21.6	5904827	Short Addition
Short Covering	4521937	100.3	3339635	-55.75	68.86	24350	-74.09	378.5	10674170	32.75	5505626	Short Addition
Short Covering	9647320	68.3	10529545	-7.43	64.18	24400	-68.07	726.03	13799955	50.65	8519580	Short Addition
Long Addition	7457386	43.95	8419710	117.55	53.94	24450	-61.17	1316.05	4915105	75.85	3918625	Short Addition
Long Addition	7938382	26.4	13276055	16.35	36.43	24500	-53.91	148.12	3387930	108.8	2692543	Short Addition
Long Addition	4856300	8.55	10530585	20.45	1.18	24600	-41.01	195.34	787085	191.45	508043	Short Addition
Short Addition	3398779	2.95	9790820	32.36	-35.87	24700	-32.27	104.44	164775	285.05	89749	Short Addition
Long Unwinding	2013379	1.7	6113380	-17.03	-46.03	24800	-25.88	97.52	108745	384.3	20690	Short Addition
Long Unwinding	705575	1.15	3210870	-27.97	-48.89	24900	-21.68	22.19	29705	483.85	2986	Short Addition
Long Unwinding	1354053	0.9	8437715	-30.1	-52.63	25000	-18.6	-47.71	268775	583.1	10004	Long Unwinding
Long Unwinding	641915	0.7	3466905	-26.71	-51.72	25100	-16.27	9.26	7670	685.65	380	Short Addition
Long Unwinding	403607	0.65	4033380	-8.74	-45.83	25200	-14.75	-13.84	8905	783.5	351	Long Unwinding
Long Unwinding	301116	0.6	2393300	-10.19	-40	25300	-13.27	-34.09	1885	882.9	166	Long Unwinding



## DISCLAIMERS & DISCLOSURES:

### CERTIFICATION

I, Tency N. Kurien, analyst of Geojit Investments Limited, hereby certify that all the views expressed in this research report reflect our personal views about any or all of the subject issuer or securities. This report has been prepared by the Research Team of Geojit Investments Limited.

The Research Analyst hereby declare that:

- i. It is duly registered with SEBI as a Research Analyst pursuant to the SEBI (Research Analysts) Regulations, 2014 and its registration details are: INH000019567
- ii. It has registration and qualifications required to render the services contemplated under the SEBI (Research Analysts) Regulations, 2014 ("RA Regulations"), and the same are valid and subsisting.
- iii. Research analyst services provided by it do not conflict with or violate any provision of law, rule or regulation, contract, or other instrument to which it is a party or to which any of its property is or may be subject;
- iv. The maximum fee that may be charged by Research Analyst is ₹1.51 lakhs per annum per family of client.
- v. The recommendations provided by Research Analyst do not provide any assurance of returns.

### COMPANY OVERVIEW

Geojit Investments Limited Corporate Identification Number (CIN): U66110KL2023PLC080586 and SEBI Registration Number - Research Entity: INH000019567, having its registered office at 7<sup>th</sup> Floor, 34/659 - P, Civil Line Road, Padivattom, Edappally, Ernakulam, Kerala, India, 682024 is an investment services company with memberships in National Stock Exchange (NSE), Bombay Stock Exchange (BSE), Multi Commodity Exchange (MCX) and National Commodity & Derivatives Exchange (NCDEX). GIL offers advanced trading and investing platforms, and in-depth research reports & recommendations on equities, commodities, currencies and bonds. As a depository participant of NSDL and CDSL, GIL offers comprehensive investment related services like de-materialization, transmission and, hassle free distribution of benefits from corporate actions. GIL as a SEBI registered Research Entity, prepares and shares research data and reports periodically with clients, investors, stake holders and general public in compliance with the Securities and Exchange Board of India Act, 1992, the Securities and Exchange Board Of India (Research Analysts) Regulations, 2014 and/or any other applicable directives, instructions or guidelines issued by the Regulators from time to time.

### DISTRIBUTION OF REPORTS

This document is not for public distribution and has been furnished to you solely for your information and must not be reproduced or redistributed to any other person. Geojit Investments Limited will not treat the recipients of this report as clients by virtue of their receiving this report.

### GENERAL REPRESENTATION

The research reports do not constitute an offer or solicitation for the purchase or sale of any financial instruments, inducements, promise, guarantee, warranty, or as an official confirmation of any transaction or contractual obligations of any kind. This report is provided for assistance only and is not intended to be and must not alone be taken as the basis for an investment decision. The information contained herein is from publicly available data or other sources believed to be reliable, but we do not represent that it is accurate or complete and it should not be relied on as such. We have also reviewed the research report for any untrue statements of material facts or any false or misleading information. While we endeavour to update on a reasonable basis the information discussed in this material, there may be regulatory, compliance, or other reasons that prevent us from doing so.

### RISK DISCLOSURE

Geojit Investments Limited and/or its Affiliates and its officers, directors and employees including the analyst/authors shall not be in any way held responsible for any loss or damage that may arise to any person from any inadvertent error in the information contained in this report. Investors may lose his/her entire investment under certain market conditions, so before acting on any advice or recommendation in this material, investors should consider whether it is suitable for their particular circumstances and, if necessary, seek professional advice. This report does not take into account the specific investment objectives, financial situation/circumstances and the particular needs of any specific person who may receive this document. The user assumes the entire risk of any use made of this information. Each recipient of this report should make such investigation as it deems necessary to arrive at an independent evaluation of an investment in the securities of companies referred to in this report (including the merits and risks involved). The price, volume and income of the investments referred to in this report may fluctuate and investors may realize losses that may exceed their original capital.

### TECHNICAL DISCLAIMER

We have prepared this report based on information believed to be reliable. The recommendations herein are based on 12-month horizon, unless otherwise specified. The investment ratings are on absolute positive/negative return basis. It is possible that due to volatile price fluctuation in the near to medium term, there could be a temporary mismatch to rating. For reasons of valuations/return/lack of clarity/event we may revisit rating at appropriate time. The stocks always carry the risk of being upgraded to buy or downgraded to a hold, reduce or sell. The opinions expressed are subject to change, but we have no obligation to tell our clients when our opinions or recommendations change. This report is non-inclusive and does not consider all the information that the recipients may consider material to investments. This report is issued by Geojit Investments Limited without any liability/undertaking/commitment on the part of itself or any of its entities. We may have issued or may issue on the companies covered herein, reports, recommendations or information which is contrary to those contained in this report. The securities described herein may not be eligible to all categories of investors. Reports based on technical analysis is focused on studying charts of a stock's price movement and trading volume, as opposed to focusing on a company's fundamentals and as such, may not match with a report on a company's fundamentals. We may have issued or may issue on the companies covered herein, reports, recommendations or information which is contrary to those contained in this report. Opinions expressed herein are our current opinions as of the date appearing on this report only. Geojit Investments Limited does not guarantee returns, profits, accuracy, or risk-free investments from the use of its research services. All opinions, projections, estimates in the reports are based on the analysis of available data under certain assumptions as of the date of preparation/publication of the report. Any investment made based on recommendations in the reports are subject to market risks, and recommendations do not provide any assurance of returns. There is no recourse to claim any losses incurred on the investments made based on the recommendations in the research report. Any reliance placed on the report provided by Geojit Investments Limited shall be as per the client's own judgement and assessment of the conclusions contained in the report. The SEBI registration, Enlistment with RAASB, and NISM certification do not guarantee the performance of the RA or assure any returns to the client.

### JURISDICTION

The securities described herein may not be eligible for sale in all jurisdictions or to all categories of investors. The countries in which the companies mentioned in this report are organized may have restrictions on investments, voting rights or dealings in securities by nationals of other countries. Distributing/taking/sending/dispatching/transmitting this document in certain foreign jurisdictions may be restricted by law, and persons into whose possession this document comes should inform themselves about and observe any such restrictions. Failure to comply with this restriction may constitute a violation of any foreign jurisdiction laws. Foreign currencies denominated securities are subject to fluctuations in exchange rates that could have an adverse effect on the value or price of or income derived from the investment. Investors in securities such as ADRs, the value of which are influenced by foreign currencies effectively assume currency risk.

## REGULATORY DISCLOSURES:

Geojit Investments Limited is a wholly owned subsidiary of Geojit Financial Services Limited. Group Companies / fellow subsidiaries of GIL are Geojit Financial Services Limited, Geojit Technologies Private Limited (Software Solutions provider), Geojit Credits Private Limited (NBFC Services provider), Geojit Fintech (P) Limited, Geojit IFSC Limited (a company incorporated under IFSC regulations), Qurum Business Group Geojit Securities LLC. (a joint venture of holding company in Oman engaged in financial services) Barjeel Geojit Financial Services LLC (a joint venture of holding company in UAE engaged in financial services) BBK Geojit Business Consultancy and Information KSC (C) (a fellow subsidiary in Kuwait engaged in financial services) and Aloula Geojit Capital Company (a joint venture in Saudi Arabia under liquidation. In the context of the SEBI Regulations on Research Analysts (2014), Geojit Investments Limited affirms that we are a SEBI registered Research Entity and in the course of our business as a stock market intermediary, we issue research reports /research analysis etc that are prepared by our Research Analysts. We also affirm and undertake that no disciplinary action has been taken against us or our Analysts in connection with our business activities.

In compliance with the above-mentioned SEBI Regulations, the following additional disclosures are also provided which may be considered by the reader before making an investment decision:

### 1. Disclosures regarding Ownership\*:

Geojit Investments Limited confirms that:

(i) Geojit Investments Limited /its associates do not have financial interest in relation to the subject company (ies) covered herein/ has no other material conflict in relation to subject company, at the time of publication of the research report.

It/its associates have no actual beneficial ownership greater than 1% or more in relation to the subject company (ies) covered herein, at the end of the month immediately preceding the date of publication of the research report

Further, the Analyst confirms that:

(i) he, his associates and his relatives shall take reasonable care to ensure that they do not have stock holding in the securities covered herein, nor have any other financial interest, or other material conflict in the same, at the time of publication of the research report.

(ii) he, his associates and his relatives have no actual/beneficial ownership greater than 1% or more in the subject company covered, at the end of the month immediately preceding the date of publication of the research report

### 2. Disclosures regarding Compensation:

During the past 12 months, Geojit Investments Limited or its Associates:

(a) Have not received any compensation from the subject company; (b) Have not managed or co-managed public offering of securities for the subject company (c) Have not received any compensation for investment banking or merchant banking or brokerage services from the subject company (d) Have not received any compensation for products or services, other than investment banking or merchant banking or brokerage services from the subject company. (e) Have not received any compensation or other benefits from the subject company or third party in connection with the research report (f) The subject company is / was not a client during twelve months preceding the date of distribution of the research report, unless notified.

### 3. Disclosure by Geojit Investments Limited regarding the compensation paid to its Research Analyst:

Geojit Investments Limited hereby confirms that no part of the compensation paid to the persons employed by it as Research Analysts is based on any specific brokerage services or transactions pertaining to trading in securities of companies contained in the Research Reports.

### 4. Disclosure regarding the Research Analyst's connection with the subject company:

It is affirmed that, I, Tency N. Kurien, research analyst of Geojit Investments Limited have not served as an officer, director or employee of the subject company.

### 5. Disclosure regarding Market Making activity:

Neither Geojit Investments Limited /its Analysts have engaged in market making activities for the subject company.

### 6. Disclosure regarding conflict of interests

Geojit Investments Limited shall abide by the applicable regulations/ circulars/ directions specified by SEBI and Research Analyst Administration and Supervisory Body (RAASB) from time to time in relation to disclosure and mitigation of any actual or potential conflict of interest. Geojit Investments Limited will endeavour to promptly inform the client of any conflict of interest that may affect the services being rendered to the client.

Please ensure that you have read the "Risk Disclosure Documents for Capital Market and Derivatives Segments" as prescribed by the Securities and Exchange Board of India before investing.

7. Neither Geojit Investments Limited nor its Analysts have utilized any AI tools in the preparation of the research reports.

## **GRIEVANCE REDRESSAL**

Compliance Officer

Ms. Indu K.

Geojit Investments Ltd

7th Floor, 34/659-P, Civil Line Road,

Padivattom, Edapally, Ernakulam,

682024

Kerala, India

Tele: 0484 -400 1367/ 641 1367

Email: [compliance@geojit.com](mailto:compliance@geojit.com)

Grievance Officer

Mr Nitin K

Geojit Investments Ltd

7th Floor, 34/659-P, Civil Line Road,

Padivattom, Edapally, Ernakulam,

682024

Kerala, India

Tele: 0484- 400 1363/ 641 1363

Email : [grievances@geojit.com](mailto:grievances@geojit.com)

## **STANDARD WARNING**

Investment in securities market are subject to market risks. Read all the related documents carefully before investing.